



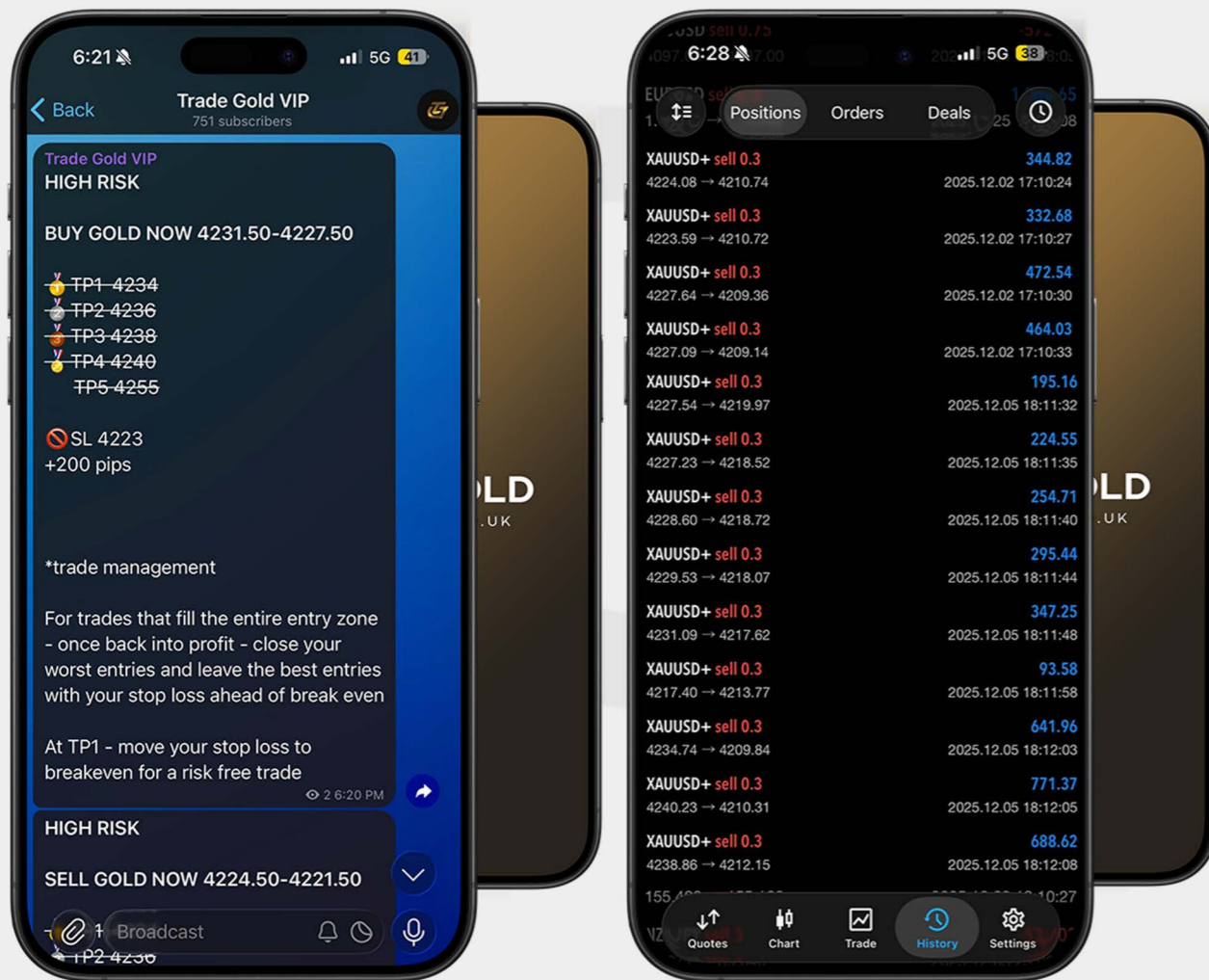
TradeGold

**Trade Gold - With our
85% Success Rate**

Harness professional gold-market expertise backed by a decade of consistent, high-performance results.

Trade Gold

With our **85% Success Rate**



TradeGold Contents

1-2 Get Started

3-4 How to Trade

5-6 Risk Management

7 Lot Sizes

8 Candlesticks

Scan to **Get Started:**



Get Started!

This guide walks you through every step of the signup process, ensuring a smooth and secure start. You'll also learn how to set up and navigate MetaTrader 5.

Step 1

Navigate to: www.vantagemarkets.co.uk

Step 2

Open a live account and in the Referral tab enter:

786021

Step 3

Select **MetaTrader 5**, and **fund your account**.

Limited-time offer: Deposit £500 (recommended)

Step 4

Check your registered email inbox, you should find your MetaTrader 5 login details there.

**Use these details to log in and connect via the MetaTrader 5 App.*

Step 5


Visit the **Appstore** or **Googleplaystore** and download MetaTrader 5

Connecting Vantage with Meta Trader 5

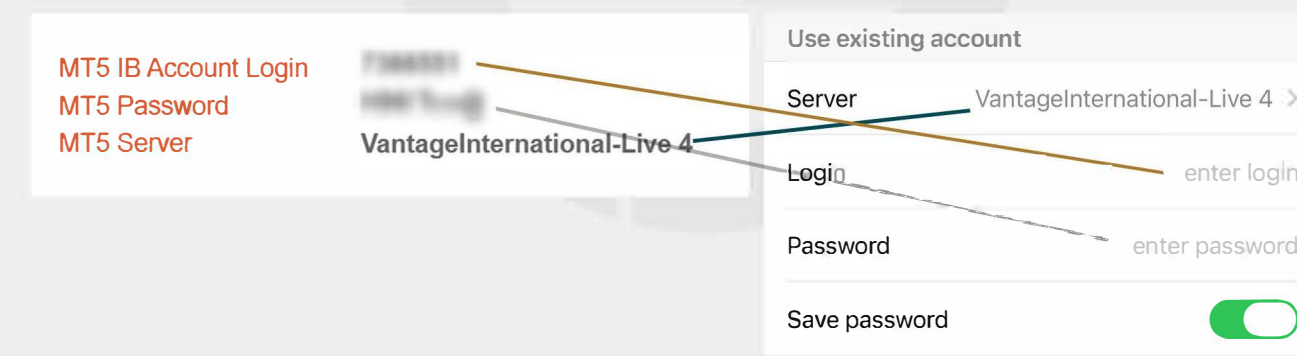
Step 6

Open **MetaTrader 5**

1. Navigate to Settings
2. New Account
- 3.+
4. Search for Vantage International Group Limited



5. Select the designated Server Shown in your E-Mail
6. Enter you Username & Password



Step 7

Congratulations your account is now successfully connected. Next, go to Quotes search for and select Add **XAU-USD (Gold)**

How to Trade

Step 1

To Trade select **XAU USD** as shown below

+160 0.04%
XAUUSD
 01:52:10 36
 4200.62 4200.98
 L: 4195.72 H: 4208.15

Step 2

Once XAU USD has been selected, enter the details shown via the Telegram Group.

***Please Note - TP = Take Profit - SL = Stop Loss**

Once you have entered position details you may now Buy or Sell as per the Signal

XAUUSD Gold US Dollar
 Market Execution
 -0.5 -0.1 0.10 +0.1 +0.5
 Stop Loss - 4200.35 +
 Take Profit - 4240.35 +
 Fill Policy Immediate or Cancel
 4200.63 4200.99
 Sell by Market Buy by Market

Trade Gold VIP
 HIGH RISK
 BUY GOLD NOW 4231.50-4227.50
 TP1 4234
 TP2 4236
 TP3 4238
 TP4 4240
 TP5 4255
 SL 4223
 +200 pips

Step 3

Once you have opened a Trade you should see the position in the Trades Tab on MetaTrader 5

2.93 +
 Balance:
 Equity:
 Margin:
 Free Margin:
 Margin Level (%):
 Positions ...
 XAUUSD buy 0.1 2.93
 4202.12 → 4202.51

Step 4

To close position hold the trade and select close position

-0.5 -0.1 0.10 +0.1 +0.5
 Stop Loss - not set +
 Take Profit - not set +
 Fill Policy Fill or Kill
 4202.21 4202.38
 Sell by Market Buy by Market
 Close #54246726697 buy 0.1 by Market with Profit 0.68

Or to close all positions toggle the icon and close all positions

Margin Level (%):
 Positions ...
 XAUUSD buy 0.1 2.93
 4202.12 → 4202.51

Risk Management

Golden Rule: “ *Survive first. Scale later* ”

Rule 1: Risk Per Trade

1. **Risk** 0.5% – 2% of account per trade
2. **Professional standard:** 1% max
3. **NEVER!** Increase risk to recover losses

Rule 2: Position Sizing (Critical for Gold)

1. **Gold is volatile!** Size correctly.
2. **Lot Size = Risk Amount ÷ Stop Loss (pips) × Pip Value**
“ *Smaller lots, wider stops Big lots, tight stops* ”

Rule 3: STOP LOSS is Non-Negotiable

“ *Every trade must have a predefined stop loss* ”

Place stops beyond:

1. Key structure
2. Supply & demand zones
3. Recent highs/lows

✗ Never move stop loss away from risk ✓ Only trail to protect profit

Rule 4: Risk to Reward Ratio (R:R)

1. **Minimum:** 1 : 2
2. Ideal for Gold: 1 : 3 or better

If setup doesn't offer proper R:R > NO TRADE

Rule 5: Daily & Weekly Loss Limits

1. **Daily loss limit:** 2% – 3%
2. **Weekly loss limit:** 5% – 6%

Hit limit > STOP TRADING Capital preservation = LONGEVITY!

Rule 6: Trade Only High-Probability Setups

Checklist before entry:

1. Clear trend or structure
2. Confluence (S/R, liquidity, session timing)
3. Clean invalidation level

✗ No Setup? ✗ No Trade!

Rule 7: Psychological Risk Control

1. **No Revenge Trading!**
2. **No Emotional Lot Sizing**
3. **Stick to the Plan, Not Your P&L**

“*Discipline! Is a Risk Management Tool*”

✦ **REMEMBER:**

“ *You don't need to win every trade you need to protect capital on every trade* ”

Candlestick Patterns & Formations

Lot Sizes

What is Lot Size?

A lot size is the volume of your trade. It tells the broker how much you are buying or selling. In Forex, lot sizes are standardised.

Standard Forex Lot Sizes


Lot Size	Name	Pip Value (£ GBP)
0.001	Nano Lot	£0.01 per pip
0.01	Micro Lot	£0.10 per pip
0.10	Mini Lot	£1 per pip
1.00	Standard Lot	£10 per pip

Why Lot Size Matters

Lot size controls your risk, not your stop loss.

1. Bigger lot = bigger profit & loss
2. Smaller lot = better control & survival

“ Professionals survive first, then grow.”





TradeGold

www.trade-gold.co.uk

© 2026 Trade Gold | All rights reserved